



The 1st International Conference and School on Radiation Imaging (ICSRI-2020)

22-26 November 2020, Setif, Algeria

1st Call for Papers

With great pleasure, the Organizing Committee announces the first call for abstract submission and school application for the 1st International Conference and School on Radiation Imaging Technology (ICSRI-2020), to be held at Ferhat Abbas-Setif1 University, in Setif, Algeria, from 22 to 26 November, 2020.

The conference will include plenary sessions with conferences presented by eminent scientists, and orally and in poster sessions covering the different conference topics.

The invited talks will be chosen to review recent advances in different areas covered by the conference.

The conference will be followed by **a three**

(3) days school for doctorate students and newly qualified academics and researchers in the field of radiation imaging and applications (20 participants max.). The program of the school will include lectures and practical sessions on three topics: 1. X-ray tomography, 2. Scanning Electron Microscopy (SEM), and 3. Image processing in Radiation Imaging.

The conference papers will be published in a special issue of a peer reviewed international journal which will be announced soon.

The conference will be held at the Moloud Kacem Nait Belkacem Auditorium of Ferhat Abbas-Setif1 University, Algeria.

Conference Topics:

The 1st International Conference and School on Radiation Imaging (ICSRI-2020) will held for the first time at the University of Sétif1 and will provide an international forum for discussing current research and developments in the domain of radiation imaging and applications that includes all kind of medical and industrial techniques.

Conference topics will include:

Track 1: Non-medical radiation imaging (X-ray, γ -ray, neutrons, electrons...)

Track 2: Radiation Imaging methods and systems development

Track 3: Radiation Imaging Simulation and modeling

Track 7: Image Processing and Data Analysis Techniques

Track 4: Molecular Imaging and Nuclear Medicine (SPECT, SPECT/CT, PET/CT, PET/MR, etc)

Track 5: Medical Radiation Imaging (CT, Mammography, Fluoroscopy, MRI, US, etc)

Track 6: Advanced Imaging Methods (Image Reconstruction, Artificial Intelligence, Radiomics, Theragnostic, etc)

Important Dates

• Registration and Abstract Submission Opening
April 15, 2020.

• Abstract Submission Deadline
June 30, 2020.

• Acceptance notification
September 20, 2020

Secretary of the ICSRI-2020

Mobile: +213(0) 557363347

Phone: +213(0) 36620136

Fax: +213(0) 36620136

E-mail: icsri2020@univ-setif.dz
icsri2020@outlook.dz

Website:

<https://www.univ-setif.dz/OCS/ICSRI-2020/ICSRI2020>




Organizing Committee

Chairman: Pr. Fayçal Kharfi (UFAS1);

Deputy Chairman: Dr. Layachi Boukerdja (CRNB);

Committee: Dr. Belkhat Djamel Edine Chouaib (UFAS1), Pr. Azizi Hacene (UFAS1), Pr. Moussaoui Adelouahab (UFAS1), Dr. Hamici Melia (UFAS1), Dr. Betka Abderrahim (UFAS1), Dr. Chouaba Seif Eddine (UFAS1), Dr. Boukhenfouf Wassila (UFAS1), Dr. Mosbah Ammar (UFAS1), Mrs. Benachour Lilia (UFAS1)



Cuicul (Djémila- 55 km from Setif city-) was built at 900 meters of altitude during the 1st century AD as a Roman military garrison. It became a UNESCO World Heritage Site for its unique adaptation of Roman architecture to a mountain environment. Significant buildings in ancient Cuicul include a theatre, two fora, temples, basilicas, arches, streets, fountain and houses. The exceptionally well preserved ruins surround the forum of the Harsh, a large paved square with an entry marked by a majestic arch.

Registration Fees

- The registration fees include:
 - o Lunch, banquet,
 - o Conference proceedings and conference bag
 - o . City tour & Gala dinner
 - o For the school participants diners are included in registration fees.

• Students are required to provide a copy of a valid ID that certifies their full-time student status.

The registration fees are:

Regular scientists:	12000DZD (120 Euros) 6000DZD (60 Euros)	AI * ANI**
Doctorate students	8000DZD (80 Euros) 4 000 DZD (40 Euros)	AI ANI
Participant to the school	10000DZD (120 Euros) 5000DZD	AI ANI
Industrial:	30 000 DZD	ANI

*: Accommodation included, **: Accommodation not included

International Program Committee

- | | |
|--|---|
| Pr. Atef El-Taher (Al-Azhar Univ, Eg) | Pr. Kharfi Fayçal (UFAS1, Dz) |
| Pr. Amrani Naima (UFAS1, Dz) | Dr. Lamiche Chaabane (M'sila Univ, Dz) |
| Pr. Azizi Hacene (UFAS1, Dz) | Pr. Maalej Nabil (KFUPM, KSA) |
| Pr. Babahenini Mohamed Chaouki (Biskra Univ, Dz) | Pr. Maouche Djamel (UFAS1, Dz) |
| Pr. Benamrane Nacéra (USTO, Dz) | Pr. Merouani Hayet Farida (Annaba Univ, Dz) |
| Pr. Boucenna Ahmed (UFAS1, Dz) | Pr. Meziane Abdelkrim (CERIST, Dz) |
| Pr. Bouchareb Yassine (Sultan Qaboos Univ, Om) | Pr. Mimi Malika (Mostaghanem Univ, Dz) |
| Pr. Bouyoucef Salahedine (B El Ou CHU, Dz) | Pr. Mongy Tarek (ECAE, Eg) |
| Pr. Cherfa Yazid (SD-Blida Univ, Dz) | Pr. Moussaoui Adelouahab (UFAS1, Dz) |
| Pr. Djedi Noureddine (Biskra Univ, Dz) | Pr. Meriç Niyazi (Ankara University, Tr) |
| Pr. Doghmane N. (BM-Annaba Univ, Dz) | Pr. Oussalah Mourad (Oulu University, Fi) |
| Pr. Draï Redouane (CRTI, Dz) | Pr. Saint-Gregoire Jean-pierre (ASCA, Fr) |
| Pr. Guemmmaz Mohamed (UFAS1, Dz) | Pr. Şahiner Eren (Ankara University, Tr) |
| Pr. Hadid Abdenour (Oulu University, Fi) | Pr. Seghier Mohamed (ECAE, Abu Dhabi, UAE) |
| Pr. Hafouch Fella (Constantine Univ, Dz) | Pr. Seghour Abdessalem (CRNA, Dz) |
| Pr. Hamidatou Algham Lylia (CRNB, Dz) | Pr. Taleb-Ahmed Abdelmalik (Valencienns University, Fr) |
| Pr. Kambiz Shahnazi (PHIC, China) | Pr. Zaidi Habib (Geneva University Hospital, Ch) |

Welcome to Setif
















Sétif (the capital of Sétif Province) is a town in north-eastern Algeria, 1096 meters above sea level. It is the second most populated Province after the country's capital. The streets are tree-lined with a fountain and theater, giving the town French feel. A large amusement park is located in the center of the city where the city Zoo can be found. The ruins from Roman, Byzantine, Islamic and colonial eras adorn the city center.

The local economy deals both with trade and industries. The trade is mainly in grain and livestock from the surrounding region. Sétif has become the commercial center of a region where textiles are made, phosphates are mined and cereals grown. Other industries are woodworking, manufacture of carpets and metal handicrafts.

Sétif is connected by rail as well as the main national highway. The city has also an international airport.



Preliminary Conference and School Program

Day	Morning			Afternoon		
Conference						
Day1	Plenary Session		Session 1: Non-medical radiation imaging (X-ray, γ -ray, neutrons, electrons...)		Session 2: Radiation Imaging methods and systems development	 Session 3: Radiation Imaging Simulation and Modelling
Day2	Session 4: Molecular Imaging and Nuclear Medicine (SPECT, SPECT/CT, PET/CT, PET/MR, etc)		Session 5: Medical Radiation Imaging (CT, Mammography, Fluoroscopy, MRI, US, etc)		Session 6: Advanced Imaging Methods (Image Reconstruction, Artificial Intelligence, Radiomics, Theragnostic, etc)	 Session 7: Image Processing and Data Analysis Techniques
School						
Day3	Lecture 1: Principle of Computed Tomography (CT)		Lecture 2: Image Reconstruction Methods in Computed Tomography		Practical work 1: X-ray Computed Tomography practice	 Practical work 1: 3D volume rendering and analysis in CT
Day4	Lecture 1: Introduction to Scanning Electron Microscopy (SEM)		Lecture 2: Sample Preparation and Image capturing conditions in SEM		Practical work 1: SEM basic operation around JEOL-7001	 Practical work 1: Imaging and X-ray Analysis in SEM
Day5	Lecture 1: Introduction to Image processing in radiation imaging		Lecture 2: New trends in image processing for radiation imaging		Practical work 1: Image segmentation and analysis	 Practical work 1: Multimodality Images registration and fusion

Sponsors and Partners :

To be included soon.